

[www.bspp.co.kr](http://www.bspp.co.kr)

# BS.PRO

Powerful, Durable, Economical  
PRO's CHOICE!



Outboard & Sterndrive & Sail & Thruster **Propellers**

BaekSan Propeller Co., Ltd.



## MESSAGE

BaekSan Propeller Co., Ltd. is a leading manufacturer that specializes in aluminum propellers for the boating industry.

BaekSan Propeller Co., Ltd. was established in 1984, and many years of manufacturing experience have brought us the technical know-how to achieve excellent quality.

Our wide selection of aluminum propellers is being exported to many countries around the world under our own brand **BS.PRO**, earning a good reputation in every market.

It is no wonder that our market share is rapidly growing worldwide.

Our high-performance aluminum propellers for outboard and stern-drive applications provide strong durability and excellent corrosion resistance.

Our **BS.PRO** propellers will offer you the pleasure of water leisure sports and the safest, most comfortable sailing experience.



PRO'S CHOICE



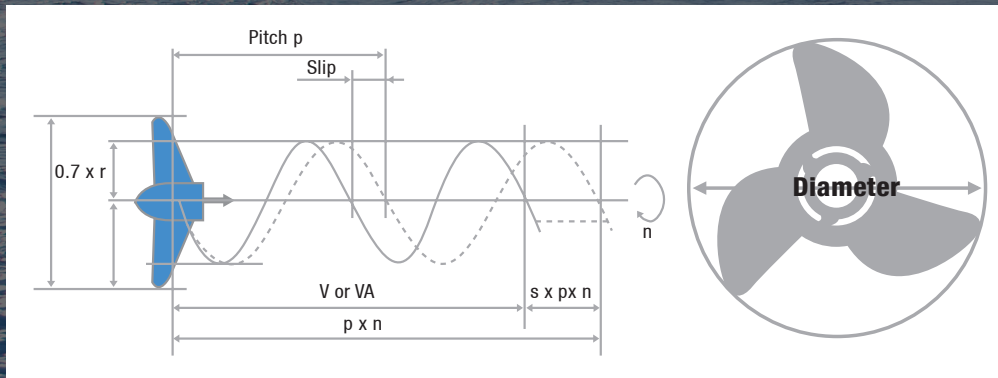


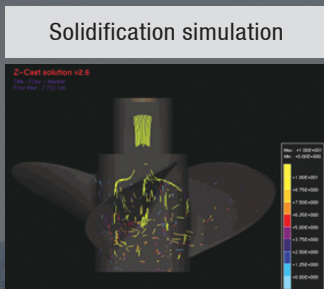


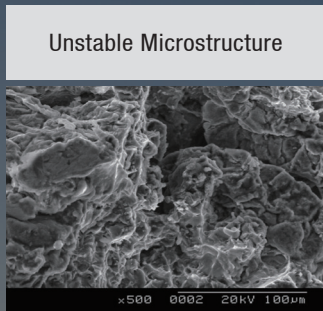
## PRO'S CHOICE!

*Your Choice for Outstanding **Performance!***

*Advanced **Quality!***

*Economic **Efficiency!***

# Best Quality and Excellent Service



## PART NO. SYSTEM

DIAMETER

Y90 13 1/4 X 17

ENGINE / HP                      PITCH

**Baeksan Propeller Co., Ltd.** is dedicated to continuous R&D efforts and investment in production facilities to provide our customers with higher-quality aluminum propellers.

We strive to offer prompt and professional service to our customers and share our technical expertise with them.

Our goal is to deliver the products and services that our customers desire, ensuring that those who choose **BS.PRO** propellers can enjoy their water leisure activities with greater fun, comfort, and safety.

# BS.PRO

## High-Performance Aluminum Propeller

### Cupped trailing edge

enhances water grip, significantly boosting performance and efficiency.

### Anti-singing edge

for quieter operation.

An **exchangeable hub kit** system is available for the **HELIXPRO** (U series) propeller.

### Precision-balanced blades

reduce vibration significantly. The high-gloss powder coat protects the aluminum, minimizes speed loss due to drag, reduces corrosion, and looks great on any boat.

The **flared hub design** prevents speed-robbing ventilation blow-out caused by exhaust.

### The high-performance blade geometry

, with a higher degree of rake and progressive pitch design, offers an optimal balance between top-end speed and quick acceleration from a dead start.

### Optimal blade thickness.

Each blade is engineered thin enough to maximize performance while still being thick enough for long-lasting durability.

## NOTE

A 4-blade propeller typically offers better wave-climbing ability and reduces torque steer for the operator. Additionally, 4-blade propellers tend to run more smoothly with less vibration across the entire RPM range.


## BS.PRO PROPELLERS

### Outboard Propeller



- Rubber Hub Propellers
- HELIXPRO (Interchangeable Hub Propellers)

### Sterndrive Propeller



### Sail Propeller



### Thruster Propeller



## HOW TO CHOOSE THE CORRECT PITCH

**01**

Check the RPM range recommended by outboard manufacturer in the manual.

**02**

Check the maximum RPM range by reading the instrument panel to determine the optimal pitch and speed.

**03**

If maximum RPM exceeds the recommended range, please lower the RPM by using one level higher pitch propeller.

Repeat this procedure to figure out the appropriate pitch propeller.

**04**

If maximum RPM is lower the recommended range, please raise the RPM by using one level lower pitch propeller.

Repeat this procedure to figure out the appropriate pitch propeller.



## HOW TO USE THIS CATALOGUE

- If the original propeller part number (OEM part number) is known and no change in size or style is desired, refer to the OEM Part No. section for each brand.
- If the original propeller part number (OEM part number) is unknown, or if a propeller size or style change is desired, follow the procedure below for selecting a propeller:






- 1 Locate the BRAND of the outboard or sterndrive engine using the table of contents.
- 2 Find the Horsepower, Engine Model, and Year that correspond with the engine brand.
- 3 Choose the propeller Diameter and Pitch that best match your vessel and intended usage.
- 4 If you are selecting a Hub Kit propeller, the indicated Hub Kit must also be ordered.

1

### MERCURY / MARINER


Class	Outboard Engine	Description	OEM Part No.	Blds	Remarks
C	 <p>[ 25 - 70 hp ] 3-1/4" Gearcase</p> <ul style="list-style-type: none"> <li>• Model 402, 500, &amp; 700 1977-1984</li> <li>• 25hp (4 stroke, Bigfoot) 1999-2005</li> <li>• 30hp (2 stroke) 1994-2002</li> <li>• 30hp (4 stroke) 1999-2005</li> <li>• 30hp (Sea Pro, Marathon) 1994 &amp; Newer</li> <li>• 35hp 1984-1989</li> <li>• 40hp (2 stroke) 1977 &amp; Newer</li> <li>• 40hp (4 stroke, Not Bigfoot) 1997 &amp; Newer</li> <li>• 40hp (Sea Pro, Marathon) 1977 &amp; Newer</li> <li>• 45hp 1986-1989</li> <li>• 48hp (Mariner) All years</li> <li>• 50hp (2 stroke) 1977 &amp; Newer</li> <li>• 50hp (4 stroke, Not Bigfoot) 1995 &amp; Newer</li> <li>• 55hp 1995 &amp; Newer</li> <li>• 60hp (2 stroke) 1978 &amp; Newer</li> <li>• 60hp (4 stroke, Not Bigfoot) 2001 &amp; Newer</li> <li>• 70hp thru 1983</li> </ul> <p>Thru Hub Exhaust, 13 tooth spline</p>	M40 12 1/4 X 9	48-87818A10	3	Rubber Bushing
		M40 12 X 10 1/2	48-42740A10	3	
		M40 11 1/4 X 10	48-73132A40	3	
		M40 10 7/8 X 11	48-85623A40	3	
		M40 10 5/8 X 12	48-73134A40	3	
		M40 10 3/8 X 13	48-73136A40	3	
		M40 10 1/2 X 13	48-816704A40	3	
		M40 10 1/4 X 14	48-73138A40	3	
		M40 10 3/8 X 14	48-816706A40	3	
		M40 10 1/8 X 15	48-73140A45	3	
		U40 12 1/4 X 9		3	Hub Kit (BH-MC)
		U40 11 3/4 X 10		3	
		U40 11 5/8 X 11		3	
		U40 11 3/8 X 12		3	
		U40 11 1/8 X 13		3	
		U40 11 1/4 X 14		3	
		4U40 10 5/8 X 12	48-8M8026625	4	
		4U40 10 3/8 X 13	48-8M8026630	4	
		4U40 10 1/8 X 14	48-8M8026635	4	
		4U40 10 1/8 X 15	48-8M8026640	4	

## BS DUO


Class	Stern-Drive	BaekSan Part No.	OEM Part No.	Blds	Remarks		
DUO	 <ul style="list-style-type: none"> <li>• Diesel applications</li> <li>• DP 280, 290 Drives</li> <li>• Diesel engines up to 200 hp</li> </ul> <p>Front prop - Three blades Left hand</p> <p>Rear prop - Four blades Right hand</p>  Propeller Cone M16, M20	A3	BS-A3F	854766	854776	3	Rubber Bushing
			BS-A3R		854786	4	
		A4	BS-A4F	854767	854777	3	
			BS-A4R		854787	4	
		A5	BS-A5F	854768	854778	3	
			BS-A5R		854788	4	
		A6	BS-A6F	854769	854779	3	
	BS-A6R		854789		4		
	A7	BS-A7F	854770	854780	3		
		BS-A7R		854790	4		
	 <ul style="list-style-type: none"> <li>• Gasoline applications</li> <li>• DP 280, 290 Drives</li> <li>• Gasoline and diesel engines (Diesel up to 230 hp).</li> </ul> <p>Front prop - Three blades Left hand</p> <p>Rear prop - Three blades Right hand</p>  Propeller Cone M16, M20	B3	BS-B3F	854816	854824	3	
			BS-B3R		854832	3	
		B4	BS-B4F	854817	854825	3	
			BS-B4R		854833	3	
		B5	BS-B5F	854818	854826	3	
			BS-B5R		854834	3	
		B6	BS-B6F	854819	854827	3	
	BS-B6R		854835		3		
	B7	BS-B7F	854820	854828	3		
		BS-B7R		854836	3		
	 <ul style="list-style-type: none"> <li>• DPS, DPS-A (straight splines)</li> <li>• Gasoline and diesel engines</li> <li>• with speed up to 35 knots</li> </ul> <p>Front prop - Three blades Left hand</p> <p>Rear prop - Three blades Right hand</p>	D4	BS-D4F		3851424	3	
BS-D4R				3851444	3		
D5		BS-D5F		3856345	3		
		BS-D5R		3856355	3		
D6		BS-D6F		3856346	3		
		BS-D6R		3856356	3		
D7	BS-D7F		3856347	3			
	BS-D7R		3856357	3			



**BS SINGLE**

Class	Stern-Drive		Description	OEM Part No.	Blds	Remarks
SX Drive		<p>4-3/4" Gearcase</p> <ul style="list-style-type: none"> <li>• 3.0L 1994 &amp; Newer</li> <li>• 4.3L 1994 &amp; Newer</li> <li>• 5.0L 1994 &amp; Newer</li> <li>• 5.7L 1994 &amp; Newer</li> <li>• 5.8L 1994-1997</li> <li>• 7.4L 1997 &amp; Newer</li> <li>• 8.2L 1997</li> </ul> <p>Thru Hub Exhaust, 19 tooth spline</p>	SX 15 1/2 X 13	3840720	3	Rubber Bushing
			SX 15 1/2 X 15	3817466	3	
			SX 15 X 17	3817467	3	
			U150 15 1/4 X 15	48-78116A45	3	Hub Kit (BH-SX)
			U150 15 X 17	48-832828A45	3	
			U150 14 1/2 X 19	48-832830A45	3	
			U150 14 1/2 X 19, LH		3	
			U150 14 1/4 X 21	48-832832A45	3	
			U150 14 X 23	48-832834A45	3	
			4U150 15 X 16	48-834850A45	4	
			4U150 14 X 17	48-8M0084494	4	
			4U150 14 1/2 X 18	48-834852A45	4	
			4U150 14 X 19	48-8M0084495	4	
			4U150 14 X 20	48-834854A45	4	
			4U150 14 X 21	48-8M0084496	4	

**BS SAIL**

Class	Stern-Drive		Description	OEM Part No.	Blds	Remarks
SAIL		<p>S-Drive 110S, 120S, 130S, 150S</p> <p>Yanmar SD20 / SD30</p> <p>17 tooth spline</p>	VSP 17 X 16 LH, 2B	21351265	2	Rubber Bushing
			VSP 15 X 14 LH, 3B		3	
			VSP 17 X 13 LH, 3B	23478968	3	
			VSP 17 X 14 LH, 3B	21401615	3	
			VSP 17 X 15 LH, 3B	23478970	3	
			VSP 18 X 16 LH, 3B	23478972	3	

Yanmar® is a registered trademark of YANMAR Co.,Ltd.








**BS.PRO**

We make new waves.

Class	Outboard Engine		Description	OEM Part No.	Blds	Mark	Remarks
Y5		<b>[4 - 6 hp]</b> <ul style="list-style-type: none"> <li>• 4hp (2 stroke) 1986-1999</li> <li>• F4hp (4 stroke) 1999 &amp; Newer</li> <li>• 5hp (2 stroke) 1995-2002</li> <li>• F6Ahp (4 stroke, 1 cyl) 2011 &amp; Newer</li> </ul> <b>Non-thru Hub Exhaust, 9 tooth spline</b>	Y5 7 1/2 X 7	6E0-45943-01-EL	3	BA	Rubber Bushing
			Y5 7 1/2 X 8	6E0-45941-01-EL	3	BA	
Y8		<b>[6 - 9.9 hp]</b> <ul style="list-style-type: none"> <li>• 6hp (2 stroke) 1986-2000</li> <li>• F6hp (4 stroke) 2001-2010</li> <li>• 8hp (2 stroke) 1986-2009</li> <li>• F8hp (4 stroke) 2001 &amp; Newer</li> <li>• F9.9hp (4 stroke) 2008 &amp; Newer</li> </ul> <b>Thru Hub Exhaust, 7 tooth spline</b>	Y8 8 1/2 X 8 1/2	6G1-45941-00-00	3	N	Rubber Bushing
			Y8 8 1/2 X 9 1/4	6G1-45954-00-00	3	N	
A		<b>[9.9 - 20 hp] 2-1/2" Gearcase</b> <ul style="list-style-type: none"> <li>• 9.9hp (2 stroke) 1984-2009</li> <li>• F9.9hp (4 stroke) 2000-2007</li> <li>• 15hp (2 stroke) 1984-2009</li> <li>• F15hp (4 stroke) 1998 &amp; Newer</li> <li>• F15C 2007 &amp; Newer</li> <li>• F20hp (4 stroke) 2007 &amp; Newer</li> </ul> <b>Thru Hub Exhaust, 8 tooth spline</b>	Y15 9 1/4 X 8	683-45947-00-EL	3	J	Rubber Bushing
			Y15 9 1/4 X 9	683-45945-00-EL	3	J	
			Y15 9 1/4 X 9 3/4	683-45952-00-EL	3	J	
			Y15 9 1/4 X 10 1/2	683-45943-00-EL	3	J	
			Y15 9 1/4 X 11	63V-45943-10-00	3	J1	
B		<b>[20 - 30 hp] 3" Gearcase</b> <ul style="list-style-type: none"> <li>• 20hp 1996-1997</li> <li>• 25hp 1980 &amp; Newer</li> <li>• F25hp (4 stroke) 1998-2006 2010 &amp; Newer</li> <li>• 30hp 1983-2002</li> </ul> <b>Thru Hub Exhaust, 10 tooth spline</b>	Y30 9 7/8 X 9	664-45941-01-EL	3	F	Rubber Bushing
			Y30 9 7/8 X 10 1/2	664-45945-00-EL	3	F	
			Y30 9 7/8 X 11 1/4	664-45947-01-EL	3	F	
			Y30 9 7/8 X 12	664-45954-01-EL	3	F	
			Y30 9 7/8 X 13	664-45949-02-EL	3	F	
			Y30 9 7/8 X 14	664-45952-00-EL	3	F	
C	   <b>[25 - 60 hp] 3-1/2" Gearcase</b> <ul style="list-style-type: none"> <li>• T25hp 2010 &amp; Newer</li> <li>• F30hp (4 stroke) 2001-2005 2015 &amp; Newer</li> <li>• 40hp (includes C40) 1984 &amp; Newer</li> <li>• F40hp (4 stroke) 1999 &amp; Newer</li> <li>• 48hp 1995 &amp; 2000</li> <li>• 50hp (not T50) 1984 &amp; Newer</li> <li>• F50hp (4 stroke) 1995 &amp; Newer</li> <li>• 55hp 1976-1995</li> <li>• 60hp 1976-1991</li> <li>• F60hp (4 stroke) 1999 &amp; Newer</li> </ul> <b>Thru Hub Exhaust, 13 tooth spline</b>	Y40 12 1/4 X 9	663-45956-01-EL	3	G	Rubber Bushing	
		Y40 11 3/4 X 10	663-45954-01-EL	3	G		
		Y40 11 5/8 X 11	663-45947-02-EL	3	G		
		Y40 10 5/8 X 12	6H5-45952-00-EL	3	G		
		Y40 11 3/8 X 12	663-45952-02-EL	3	G		
		Y40 10 3/8 X 13	6H5-45945-00-EL	3	G		
		Y40 11 1/8 X 13	663-45945-02-EL	3	G		
		Y40 10 1/4 X 14	6H5-45958-00-EL	3	G		
		Y40 11 1/4 X 14	663-45958-01-EL	3	G		
		Y40 11 X 15	69W-45943-00-EL	3	G		
		U40 12 1/4 X 9		3		Hub Kit (BH-YC)	
		U40 11 3/4 X 10		3			
		U40 11 5/8 X 11		3			
		U40 11 3/8 X 12		3			
		U40 11 1/8 X 13		3			
		U40 11 1/4 X 14		3			
		4U40 10 5/8 X 12	48-8M8026625	4			
4U40 10 3/8 X 13	48-8M8026630	4					
4U40 10 1/8 X 14	48-8M8026635	4					
4U40 10 1/8 X 15	48-8M8026640	4					



**YAMAHA®**

Class	Outboard Engine	Description	OEM Part No.	Blds	Mark	Remarks
A	 <p>[8 – 9.9 hp] 2-1/2" Gearcase</p> <ul style="list-style-type: none"> <li>T8, T9.9</li> <li>FT8D / FT9.9A / FT9.9D / FT9.9G / FT9.9L</li> </ul> <p>Dual Thrust, 8 tooth spline</p>	Y15D 11 3/4 X 7	69G-45943-00-EL	3	R	Rubber Bushing
		PY40 11 3/4 X 10	676-45945-62-EL	3	H	Rubber Bushing
C	 <p>[40 hp] Pin Drive</p> <ul style="list-style-type: none"> <li>E40G, EK40G</li> </ul>	PY40 11 1/2 X 11	676-45941-62-EL	3	H	Rubber Bushing (Pin Type)
D	   <p>[50 - 130 hp] 4-1/4" Gearcase</p> <ul style="list-style-type: none"> <li>T50hp (4stroke) 1996 &amp; Newer</li> <li>T60hp (4stroke) 2003 &amp; Newer</li> <li>60hp 1992 - 2005 (includes C60, E60, P60)</li> <li>70hp 1984 &amp; Newer</li> <li>F70hp (4 stroke) 2010 &amp; Newer</li> <li>75hp 1994 – 1999 (includes C75, E75, P75)</li> <li>75hp (4 stroke) 2003 &amp; Newer</li> <li>80hp 1997</li> <li>F80hp (4 stroke) 1999 - 2002</li> <li>85hp 1991-1997</li> <li>90hp 1984 &amp; Newer (includes C90)</li> <li>F90hp (4 stroke) 1999 &amp; Newer</li> <li>F100hp (4 stroke) 2000 &amp; Newer</li> <li>115hp 1984 &amp; Newer (includes C115, P115)</li> <li>F115hp (4 stroke) 2000 &amp; Newer</li> <li>130hp 1984 &amp; Newer</li> <li>140A / 140B / 140C</li> </ul> <p>Thru Hub Exhaust, 15 tooth spline</p>	Y90 13 5/8 X 13	6E5-45949-00-EL	3	K	Rubber Bushing
		Y90 13 5/8 X 14	6E5-45958-00-00	3	K	
		Y90 13 1/2 X 15	6E5-45947-00-EL	3	K	
		Y90 13 1/4 X 17	6E5-45945-01-EL	3	K	
		Y90 13 X 19	6E5-45941-00-EL	3	K	
		Y90 12 5/8 X 21	6E5-45943-00-EL	3	K	
		U90 14 X 10	48-854342A45	3		Hub Kit (BH-YD) or (BH-YE)
		U90 14 X 11	48-77338A45	3		
		U90 14 X 13	48-77340A45	3		
		U90 13 3/4 X 15	48-77342A45	3		
		U90 13 1/4 X 17	48-77344A45	3		
		U90 13 X 19	48-77346A45	3		
		U90 12 3/4 X 21	48-77348A45	3		
		4U90 13 7/8 X 11	8M8026560	4		
		4U90 13 7/8 X 13	8M8026570	4		
		4U90 13 3/8 X 15	8M8026580	4		
		4U90 13 X 17	8M8026590	4		
		4U90 12 1/2 X 19	8M8026600	4		
	** Use hub kit (BH-YD) on 50 to 100hp.					
	** Use hub kit (BH-YE) on 115 & 130hp.					

## MERCURY® | MARINER®

Class	Outboard Engine	Description	OEM Part No.	Blds	Remarks
M5	 <p>[4 - 6 hp]</p> <ul style="list-style-type: none"> <li>• 4hp (4 stroke) 1999 &amp; Newer</li> <li>• 4hp (2 stroke) 1987 &amp; Newer</li> <li>• 5hp (2 stroke) 1987 &amp; Newer</li> <li>• 6hp (4 stroke) 1999 &amp; Newer</li> </ul> <p>Thru Hub Exhaust, 12 tooth spline</p>	M5 7 7/8 X 8	48-812950A02	3	Rubber Bushing
A	 <p>[6 - 15 hp] 2-1/2" Gearcase</p> <ul style="list-style-type: none"> <li>• 6,8,9.9hp (2 stroke) 1986-2005</li> <li>• 8, 9.9hp (4 stroke) 1995-2005</li> <li>• 10hp 1995 &amp; Newer</li> <li>• 10,15hp (Sea Pro, Marathon) 1995-2001</li> <li>• 15hp (2 Stroke) 1989-2005</li> <li>• 15hp (4 Stroke) 1999-2006</li> <li>• Not for Bigfoot Motors</li> </ul> <p>Thru Hub Exhaust, 8 tooth spline</p>	M15 9 1/4 X 7	48-828152A12	3	Rubber Bushing
		M15 9 X 8	48-828154A12	3	
		M15 9 X 9	48-828156A12	3	
	 <p>[8-9.9 hp] 2-1/2" Gearcase, 12tooth spline</p> <ul style="list-style-type: none"> <li>• 8, 9.9hp (4 stroke, not Bigfoot) 2005 &amp; Newer</li> </ul> <p>[9.9 - 20 hp] 2-1/2" Gearcase, 14tooth spline</p> <ul style="list-style-type: none"> <li>• 9.9hp (Bigfoot) 2005-2013</li> <li>• 9.9hp Command Thrust 2016 &amp; Newer</li> <li>• 15, 20hp (4 stroke) 2007 &amp; Newer</li> </ul>	Use Tohatsu T8 propellers. See 16 page.			
Use Tohatsu A class propellers. See 16 page.					
B	 <p>[9.9 - 25 hp] 3" Gearcase</p> <ul style="list-style-type: none"> <li>• 9.9hp (Bigfoot, 4 stroke) 1999-2005</li> <li>• 15hp (Bigfoot, 4 stroke) 1999-2005</li> <li>• 18hp Mercury 1980 - 1985</li> <li>• 20hp (2 stroke) Mercury 1986-2002</li> <li>• 25hp (2 stroke) Mercury 1980-2005</li> <li>• 25hp (2 stroke) Mariner 1985 &amp; Newer</li> <li>• 25hp (Sea Pro, Marathon) All years</li> </ul> <p>Thru Hub Exhaust, 10 tooth spline</p>	M25 10 3/8 X 11	48-19638A40	3	Rubber Bushing
		M25 10 3/8 X 13	48-19640A40	3	
	 <p>[25 - 30 hp] 3" Gearcase, 10 tooth spline</p> <ul style="list-style-type: none"> <li>• 25, 30hp (4 stroke, not Bigfoot) 2006 &amp; Newer</li> </ul>	Use Tohatsu B class propellers. See 16 page.			
C	 <p>[25 - 70 hp] 3-1/4" Gearcase</p> <ul style="list-style-type: none"> <li>• Model 402, 500, &amp; 700 1977-1984</li> <li>• 25hp (4 stroke, Bigfoot) 1999-2005</li> <li>• 30hp (2 stroke) 1994-2002</li> <li>• 30hp (4 stroke) 1999-2005</li> <li>• 30hp (Sea Pro, Marathon) 1994 &amp; Newer</li> <li>• 35hp 1984-1989</li> <li>• 40hp (2 stroke) 1977 &amp; Newer</li> <li>• 40hp (4 stroke, Not Bigfoot) 1997 &amp; Newer</li> <li>• 40hp (Sea Pro, Marathon) 1977 &amp; Newer</li> <li>• 45hp 1986-1989</li> <li>• 48hp (Mariner) All years</li> <li>• 50hp (2 stroke) 1977 &amp; Newer</li> <li>• 50hp (4 stroke, Not Bigfoot) 1995 &amp; Newer</li> <li>• 55hp 1995 &amp; Newer</li> <li>• 60hp (2 stroke) 1978 &amp; Newer</li> <li>• 60hp (4 stroke, Not Bigfoot) 2001 &amp; Newer</li> <li>• 70hp thru 1983</li> </ul> <p>Thru Hub Exhaust, 13 tooth spline</p>	M40 12 1/4 X 9	48-87818A10	3	Rubber Bushing
		M40 12 X 10 1/2	48-42740A10	3	
		M40 11 1/4 X 10	48-73132A40	3	
		M40 10 7/8 X 11	48-85623A40	3	
		M40 10 5/8 X 12	48-73134A40	3	
		M40 10 3/8 X 13	48-73136A40	3	
		M40 10 1/2 X 13	48-816704A40	3	
		M40 10 1/4 X 14	48-73138A40	3	
		M40 10 3/8 X 14	48-816706A40	3	
		M40 10 1/8 X 15	48-73140A45	3	
		U40 12 1/4 X 9		3	Hub Kit (BH-MC)
		U40 11 3/4 X 10		3	
		U40 11 5/8 X 11		3	
		U40 11 3/8 X 12		3	
		U40 11 1/8 X 13		3	
		U40 11 1/4 X 14		3	
		4U40 10 5/8 X 12	48-8M8026625	4	
4U40 10 3/8 X 13	48-8M8026630	4			
4U40 10 1/8 X 14	48-8M8026635	4			
4U40 10 1/8 X 15	48-8M8026640	4			



**MERCURY® | MARINER®**


Class	Outboard Engine	Description	OEM Part No.	Blds	Remarks
D	 <p><b>[40 - 140 hp] 4-1/4" Gearcase</b></p> <ul style="list-style-type: none"> <li>• 40, 50hp (4 stroke, Bigfoot) All years</li> <li>• 40hp Sea Pro 4 stroke 2016 &amp; Newer</li> <li>• 40hp Command Thrust 2014 &amp; Newer</li> <li>• 50hp Command Thrust 2014 &amp; Newer</li> <li>• 60hp Command Thrust 2014 &amp; Newer</li> <li>• 60hp (4 stroke, Bigfoot) 1995 &amp; Newer</li> <li>• 60hp (Sea Pro/Marathon) 1995 &amp; Newer</li> <li>• 60hp Sea Pro (4 stroke) 2016 &amp; Newer</li> <li>• 70hp 1987-1989</li> <li>• 75hp (Sea Pro, Marathon) All years</li> <li>• 75hp (2 stroke) 1984-2005</li> <li>• 75hp (4 stroke) 2001 &amp; Newer</li> <li>• 80hp 1978-1989</li> <li>• 90hp (2 stroke) 1978 &amp; Newer</li> <li>• 90hp (4 stroke) 2001 &amp; Newer</li> <li>• 100hp 1988 &amp; Newer</li> <li>• 115hp 1978 &amp; Newer</li> <li>• 115hp (4 stroke) 2001 &amp; Newer</li> <li>• 115hp Pro XS (4 stroke) 2.1L 2017 &amp; Newer</li> <li>• 115hp Pro XS (3 cylinder) 1.5L 2011- 2015</li> <li>• 115hp Optimax 2007 &amp; Newer</li> <li>• 125hp 1994 &amp; Newer</li> <li>• 140hp 1978-1981</li> <li>• 650 (4 cylinder) 1961-1970</li> <li>• 650 (2 cylinder) thru 1971</li> <li>• 800, 850 (2&amp;4 cylinder) 1972-1977</li> <li>• 900 &amp; 1500 thru 1977</li> </ul> <p><b>Thru Hub Exhaust, 15 tooth spline</b></p>	U90 14 X 10	48-854342A45	3	Hub Kit (BH-MD)
		U90 14 X 11	48-77338A45	3	
		U90 14 X 13	48-77340A45	3	
		U90 13 3/4 X 15	48-77342A45	3	
		U90 13 1/4 X 17	48-77344A45	3	
		U90 13 X 19	48-77346A45	3	
		U90 12 3/4 X 21	48-77348A45	3	
		4U90 13 7/8 X 11	48-8M8026560	4	
		4U90 13 7/8 X 13	48-8M8026570	4	
		4U90 13 3/8 X 15	48-8M8026580	4	
		4U90 13 X 17	48-8M8026590	4	
		4U90 12 1/2 X 19	48-8M8026600	4	
		M90 14 X 10	48-854342A45	3	Rubber Bushing
		M90 14 X 11	48-77338A45	3	
		M90 14 X 13	48-77340A45	3	
		M90 13 3/4 X 15	48-77342A45	3	
		M90 13 1/4 X 17	48-77344A45	3	
		M90 13 X 19	48-77346A45	3	
		M90 12 3/4 X 21	48-77348A45	3	
		U150 16 X 13	48-78114A45	3	
U150 15 1/4 X 15	48-78116A45	3			
U150 16 X 16	48-16440A45	3			
U150 15 X 17	48-832828A45	3			
U150 14 1/2 X 19	48-832830A45	3			
U150 14 1/2 X 19, LH		3			
U150 16 X 20		3			
U150 16 X 20, LH		3			
U150 14 1/4 X 21	48-832832A45	3			
U150 16 X 21 1/2		3			
U150 16 X 21 1/2, LH		3			
U150 14 X 23	48-832834A45	3			
4U150 15 X 16	48-834850A45	4			
4U150 14 X 17	48-8M0084494	4			
4U150 14 1/2 X 18	48-834852A45	4			
4U150 14 X 19	48-8M0084495	4			
4U150 14 X 20	48-834854A45	4			
4U150 14 X 21	48-8M0084496	4			

**SUZUKI®**

Class	Outboard Engine	Description	OEM Part No.	Blds	Remarks	
A		<p><b>[8 - 20 hp] 2-1/2" Gearcase</b></p> <ul style="list-style-type: none"> <li>• DF 8A (4 stroke) 2011 &amp; Newer</li> <li>• DT 9.9 1983-1987</li> <li>• DF 9.9 (4 stroke) 1996 &amp; Newer</li> <li>• DF 9.9A / 9.9B (4 stroke) 2010 &amp; Newer</li> <li>• DT 15 1983-1988</li> <li>• DT 15C 1989-1997</li> <li>• DF 15 (4 stroke) 1996 &amp; Newer</li> <li>• DF 15A / 20A (4 stroke) 2013 &amp; Newer</li> </ul> <p>Thru hub exhaust, 10 tooth spline</p>	S15 9 1/4 X 8		3	Rubber Bushing
			S15 9 1/4 X 9	58100-94J00-019	3	
			S15 9 1/4 X 10	58100-93733-019	3	
			S15 9 1/4 X 11	58100-93743-019	3	
			S15 9 1/4 X 12		3	
			S15F 9 1/4 X 8	58100-90L40-019	3	
			S15F 9 1/4 X 9	58100-89L20-019	3	
			S15F 9 1/4 X 10	58100-89L30-019	3	
			S15F 9 1/4 X 11	58100-89L40-019	3	
			S15F 9 1/4 X 12	58100-89L50-019	3	
B		<p><b>[20 - 30 hp] 3" Gearcase</b></p> <ul style="list-style-type: none"> <li>• DT 20 1987-1988</li> <li>• DT 25 1987-1988</li> <li>• DT 25C 1989-2000</li> <li>• DF 25 (4 stroke) 2000 &amp; Newer</li> <li>• DF 25R 2010 &amp; Newer</li> <li>• DF 25A 2014 &amp; Newer</li> <li>• DT 30, 30C 1987-1997</li> <li>• DF 30 (4 stroke) 2000-2007</li> <li>• DF 30A 2014 &amp; Newer</li> </ul> <p>Fits Johnson/Evinrude outboards:</p> <ul style="list-style-type: none"> <li>• 25hp (4 stroke) 2004 &amp; Newer</li> <li>• 30hp (4 stroke) 2004 &amp; Newer</li> </ul> <p>Thru hub exhaust, 10 tooth spline</p>	S30 10 1/4 X 9	58100-96371-019	3	Rubber Bushing
			S30 10 1/4 X 10	58100-96410-019	3	
			S30 10 1/4 X 11	58100-96420-019	3	
			S30 10 1/4 X 12	58100-96430-019	3	
			S30 10 1/4 X 13	58100-96440-019	3	
			S30 10 1/4 X 14	58100-95D00-019	3	
			S30 10 1/4 X 15	58100-96460-019	3	
C		<p><b>[35 - 65 hp] 3-1/4" Gearcase</b></p> <ul style="list-style-type: none"> <li>• DT 35C 1987-1989</li> <li>• DT 40 1983-1998</li> <li>• DF 40 (4 stroke) 1999-2010</li> <li>• DF 40A (4 stroke) 2010 &amp; Newer</li> <li>• DT 50, 50M 1983-1984</li> <li>• DF 50 (4 stroke) 1999-2010</li> <li>• DF 50A (4 stroke, not 50AV) 2010 &amp; Newer</li> <li>• DT 55 1985-1997</li> <li>• DT 60 1983-1984</li> <li>• DF 60A (4 stroke, not 60AV) 2010 &amp; Newer</li> <li>• DT 65 1985-1997</li> </ul> <p>Fits Johnson/Evinrude outboards:</p> <ul style="list-style-type: none"> <li>• 40hp (4 stroke) 1999 &amp; Newer</li> <li>• 50hp (4 stroke) 1999 &amp; Newer</li> </ul> <p>Thru hub exhaust, 13 tooth spline</p>	S40 11 1/2 X 11	58100-95222-019	3	Rubber Bushing
			S40 11 1/2 X 12	58100-95393-019	3	
			S40 11 1/2 X 13	58100-94313-019	3	
			S40 11 1/2 X 14	58100-95353-019	3	
			S40 11 1/4 X 15	58100-95363-019	3	
			S40 11 1/8 X 16	58100-88L71-019	3	
			S40 11 X 17	58100-88L81-019	3	
			U40 12 1/4 X 9		3	
			U40 11 3/4 X 10		3	Hub Kit (BH-SJC)
			U40 11 5/8 X 11		3	
			U40 11 3/8 X 12		3	
			U40 11 1/8 X 13		3	
			U40 11 1/4 X 14		3	
			4U40 10 5/8 X 12	48-8M8026625	4	
			4U40 10 3/8 X 13	48-8M8026630	4	
			4U40 10 1/8 X 14	48-8M8026635	4	
4U40 10 1/8 X 15	48-8M8026640	4				



**SUZUKI®**

Class	Outboard Engine	Description	OEM Part No.	Blds	Remarks	
D	 <p>[60 - 140 hp] 4-1/4" Gearcase</p> <ul style="list-style-type: none"> <li>• DF 60 (4 stroke) 1998-2009</li> <li>• DF 70 (4 stroke) 1998-2008</li> <li>• DT 75 1983-1997</li> <li>• DT 85 1979-2000</li> <li>• DT 90 1989-1997</li> <li>• DT 100 1989-2000</li> <li>• DT 115 1981-2001</li> <li>• DT 140 1981-2001</li> </ul> <p>Thru hub exhaust, 13 tooth spline</p>	S60 13 1/2 X 15	58100-94500-019	3	Rubber Bushing	
		S60 13 1/4 X 17	58100-94512-019	3		
	   <p>[50 - 140 hp - 4 stroke ] 4-1/4" Gearcase</p> <ul style="list-style-type: none"> <li>• DF 50AV (4 stroke) 2015 &amp; Newer</li> <li>• DF 60AV (4 stroke) 2015 &amp; Newer</li> <li>• DF 70A (4 stroke) 2009 &amp; Newer</li> <li>• DF 80A (4 stroke) 2009 &amp; Newer</li> <li>• DF 90 (4 stroke) 2001-2008</li> <li>• DF 90A (4 stroke) 2009 &amp; Newer</li> <li>• DF 100 (4 stroke) 2009 &amp; Newer</li> <li>• DF 115 (4 stroke) 2001-2012</li> <li>• DF 115A (4 stroke) 2013 &amp; Newer</li> <li>• DF 140 (4 stroke) 2002-2012</li> <li>• DF 140A (4 stroke) 2013 &amp; Newer</li> </ul> <p>Thru hub exhaust, 15 tooth spline</p>	S90 14 X 15	58100-90J41-019	3	Rubber Bushing	
		S90 14 X 16		3		
		S90 14 X 17	58100-90J01-019	3		
		S90 14 X 19	58100-90J11-019	3		
		U90 14 X 10	48-854342A45	3	Hub Kit (BH-SD1) or (BH-SD2) or (BH-SD3)	
		U90 14 X 11	48-77338A45	3		
		U90 14 X 13	48-77340A45	3		
		U90 13 3/4 X 15	48-77342A45	3		
		U90 13 1/4 X 17	48-77344A45	3		
		U90 13 X 19	48-77346A45	3		
		U90 12 3/4 X 21	48-77348A45	3		
		4U90 13 7/8 X 11	48-8M8026560	4		
		4U90 13 7/8 X 13	48-8M8026570	4		
		4U90 13 3/8 X 15	48-8M8026580	4		
	4U90 13 X 17	48-8M8026590	4			
	4U90 12 1/2 X 19	48-8M8026600	4			
	<p>** BH-SD1 : DF 90 / DF 100 (2009 &amp; Newer), DF 115hp 4 stroke (2001~12)</p> <p>** BH-SD2 : DF 140 4stroke (2002~2012), DF 115 &amp; 140A (2013 &amp; Newer)</p> <p>** BH-SD3 : DF 70A / DF 80A / DF 90A (2009 &amp; Newer)</p>					
	E	   <p>[150 – 300 hp] 4-3/4 " Gearcase</p> <ul style="list-style-type: none"> <li>• DT 150 1986-2003</li> <li>• DF 150 (4 stroke) 2006 &amp; Newer</li> <li>• DF 150TG 2014 &amp; Newer</li> <li>• DT 175 1987 – 1992</li> <li>• DF 175 (4 stroke) 2006 &amp; Newer</li> <li>• DF 175TG 2014 &amp; Newer</li> <li>• DT 200 1986-2000</li> <li>• DT 225 1986 – 2003</li> <li>• DF 200 (4 stroke) 2004 &amp; Newer</li> <li>• DF 200A (4 stroke) 2015 &amp; Newer</li> <li>• DF 200AP (4 stroke) 2015 &amp; Newer</li> <li>• DF 225 (4 stroke) 2004 &amp; Newer</li> <li>• DF 250 (4 stroke) 2004 &amp; Newer</li> <li>• DF 250AP (4 stroke) 2014 &amp; Newer</li> <li>• DF 300 (4 stroke) 2007 &amp; Newer</li> <li>• DF 300AP (4 stroke) 2014 &amp; Newer</li> </ul> <p>Thru hub exhaust, 15 tooth spline</p> <p>※ DF200 ~ DF300 : 16 inch diameter propeller recommended</p> <p>** 'LH' means left-hand propeller.</p>	U150 16 X 13	48-78114A45	3	Hub Kit (BH-SE)
U150 15 1/4 X 15			48-78116A45	3		
U150 16 X 16			48-16440A45	3		
U150 15 X 17			48-832828A45	3		
U150 14 1/2 X 19			48-832830A45	3		
U150 14 1/2 X 19, LH				3		
U150 16 X 20				3		
U150 16 X 20, LH				3		
U150 14 1/4 X 21			48-832832A45	3		
U150 16 X 21 1/2				3		
U150 16 X 21 1/2, LH				3		
U150 14 X 23			48-832834A45	3		
4U150 15 X 16			48-834850A45	4		
4U150 14 X 17			48-8M0084494	4		
4U150 14 1/2 X 18			48-834852A45	4		
4U150 14 X 19			48-8M0084495	4		
4U150 14 X 20			48-834854A45	4		
4U150 14 X 21			48-8M0084496	4		
S150 16 X 20	99105-00800-20P	3	Plastic Bushing			
S150 16 X 21 1/2	99105-00800-215	3				

**TOHATSU® | NISSAN®**

Class	Outboard Engine		Description	OEM Part No.	Blids	Remarks
T5		<p>[4 – 6 hp]</p> <ul style="list-style-type: none"> <li>• M4C / 5B (2 stroke)</li> <li>• MFS4 / 5 / 6 (4 stroke)</li> </ul> <p>Thru hub exhaust, 12 tooth spline</p>	<p>M5 7 7/8 X 8</p> <p>Use Mercury propeller.</p>	3R1B64516-2	3	Rubber Bushing
T8		<p>[8 - 9.8 hp] 2-1/2" Gearcase</p> <p>Fits Nissan/Tohatsu outboards:</p> <ul style="list-style-type: none"> <li>• 8hp (2 stroke) All years</li> <li>• 8hp MFS8 (4 stroke) All years</li> <li>• 8hp NSF8 (4 stroke) All years</li> <li>• 9.8hp (2 stroke) All years</li> <li>• 9.8hp MFS9.8 (4 stroke) All years</li> <li>• 9.8hp NSF9.8 (4 stroke) All years</li> </ul> <p>Fits Mercury outboards:</p> <ul style="list-style-type: none"> <li>• 8, 9.9hp (4 stroke, not Bigfoot) 2005 &amp; Newer</li> </ul> <p>Thru hub exhaust, 12 tooth spline</p>	<p>T8 8 1/2 X 7</p>	3B2-64513-0	3	Rubber Bushing
			<p>T8 8 1/2 X 8</p>	3B2B64515-1	3	
A		<p>[9.9 - 20 hp] 2-1/2" Gearcase</p> <ul style="list-style-type: none"> <li>• 9.9hp (2 stroke) 1984 &amp; Newer</li> <li>• 9.9hp (4 stroke) 2000-2003</li> <li>• 12hp 1985-1988</li> <li>• 15hp (2 stroke) 1985 &amp; Newer</li> <li>• 15hp (4 stroke) 2000 &amp; Newer</li> <li>• 18hp (2 stroke) 1985 &amp; Newer</li> <li>• 18hp (4 stroke) 2001-2008</li> <li>• 20hp (4 stroke) 2007 &amp; Newer</li> </ul> <p>Thru hub exhaust, 14 tooth spline</p>	<p>T15 9 1/4 X 8</p>	3BAB64516-0	3	Rubber Bushing
			<p>T15 9 1/4 X 9</p>	3BAB64518-0	3	
			<p>T15 9 1/4 X 9 3/4</p>		3	
			<p>T15 9 1/4 X 10</p>	362-64108-0	3	
			<p>T15 9 1/4 X 10 1/2</p>	3BAB64521-0	3	
			<p>T15 9 1/4 X 11</p>		3	
			<p>T15 9 1/4 X 12</p>		3	
B		<p>[25 - 30 hp] 3" Gearcase</p> <p>Fits Nissan/Tohatsu outboards:</p> <ul style="list-style-type: none"> <li>• 25hp 1986-2001</li> <li>• 25hp (4 stroke) 2002 &amp; Newer</li> <li>• 30hp 1985-2001</li> <li>• 30hp TLDI 2016 &amp; Newer</li> <li>• 30hp (4 stroke) 2002 &amp; Newer</li> </ul> <p>Fits Mercury outboards:</p> <ul style="list-style-type: none"> <li>• 25hp (4 stroke, Not Bigfoot) 2006 &amp; Newer</li> <li>• 30hp (4 stroke, Not Bigfoot) 2006 &amp; Newer</li> </ul> <p>Thru hub exhaust, 10 tooth spline</p>	<p>T30 9 7/8 X 9</p>	3R0B64518-0	3	Rubber Bushing
			<p>T30 9 7/8 X 10</p>	3R0B64521-0	3	
			<p>T30 9 7/8 X 11</p>	3R0B64523-0	3	
			<p>T30 9 7/8 X 12</p>	3R0B64525-0	3	
			<p>T30 9 7/8 X 13</p>	3R0B64527-0	3	
			<p>T30 9 7/8 X 14 1/4</p>	349B64529-1	3	
C		<p>[50 – 70 hp] 3-1/4" Gearcase</p> <ul style="list-style-type: none"> <li>• 50hp (50C only) 1987-1991</li> <li>• 55hp 1981-1988</li> <li>• 60A &amp; 60B 1986-1999</li> <li>• 70A &amp; 70B 1981-1995</li> </ul> <p>Thru hub exhaust, 13 tooth spline</p>	<p>U48 12 1/2 X 13</p>		3	Hub Kit (BH-TC48)
			<p>U48 12 1/4 X 15</p>		3	

Tohatsu® is a registered trademark of Tohatsu Corporation.



TOHATSU® | NISSAN®



Class	Outboard Engine	Description	OEM Part No.	Blds	Remarks	
C	 <p>[35 – 60 hp] 3-1/4" Gearcase</p> <ul style="list-style-type: none"> <li>• 35hp (35B only) thru 1984</li> <li>• 40hp 1984 &amp; Newer</li> <li>• MFS40 2015 &amp; Newer</li> <li>• 50hp 1992 &amp; Newer</li> <li>• MFS50 2015 &amp; Newer</li> <li>• BFT60 2014 &amp; Newer</li> </ul> <p>Thru hub exhaust, 13 tooth spline</p>	T40 12 1/4 X 9	3T5B64518-0	3	Rubber Bushing	
		T40 11 3/4 X 10		3		
		T40 11 5/8 X 11	3T5B64523-0	3		
		T40 11 3/8 X 12	3T5B64525-0	3		
		T40 11 1/8 X 13	3T5B64527-0	3		
		T40 11 1/4 X 14	3T5B64529-0	3		
						Hub Kit (BH-TC)
		U40 12 1/4 X 9		3		
		U40 11 3/4 X 10		3		
		U40 11 5/8 X 11		3		
		U40 11 3/8 X 12		3		
		U40 11 1/8 X 13		3		
		U40 11 1/4 X 14		3		
		4U40 10 5/8 X 12	48-8M8026625	4		
		4U40 10 3/8 X 13	48-8M8026630	4		
		4U40 10 1/8 X 14	48-8M8026635	4		
4U40 10 1/8 X 15	48-8M8026640	4				
D	 <p>[60-140 hp] 4-1/4" Gearcase</p> <ul style="list-style-type: none"> <li>• 60C (Large gearcase) Thru 1999</li> <li>• 70C (Large gearcase) Thru 2002</li> <li>• 75hp TLDI 2010 &amp; Newer</li> <li>• 90hp 1987-2001</li> <li>• 90hp TLDI 2001 &amp; Newer</li> <li>• 115hp 1992-2001</li> <li>• 115hp TLDI 2004 &amp; Newer</li> <li>• 120hp 1988 &amp; 2003</li> <li>• 140hp 1988 &amp; 2003</li> </ul> <p>Thru hub exhaust, 15 tooth spline</p> <p>** U-type can be installed on newer Tohatsu D class engines. (with Hubkit)</p>	T90 13 5/8 X 13	3N4B64527-1	3	Rubber Bushing	
		T90 13 5/8 X 14		3		
		T90 13 1/2 X 15	3N4B64532-1	3		
		T90 13 1/4 X 17	3N4B64536-1	3		
		T90 13 X 19	3N4B64541-1	3		
						Hub Kit (BH-TD)
		T90 12 5/8 X 21	3N4B64545-1	3		
		U90 14 X 10	48-854342A45	3		
		U90 14 X 11	48-77338A45	3		
		U90 14 X 13	48-77340A45	3		
		U90 13 3/4 X 15	48-77342A45	3		
		U90 13 1/4 X 17	48-77344A45	3		
		U90 13 X 19	48-77346A45	3		
		U90 12 3/4 X 21	48-77348A45	3		
		4U90 13 7/8 X 11	48-8M8026560	4		
		4U90 13 7/8 X 13	48-8M8026570	4		
		4U90 13 3/8 X 15	48-8M8026580	4		
		4U90 13 X 17	48-8M8026590	4		
		4U90 12 1/2 X 19	48-8M8026600	4		
	<p>[60-90 hp] 4-1/4" Gearcase</p> <ul style="list-style-type: none"> <li>• BFW60 2014 &amp; Newer</li> <li>• BFT75 2014 &amp; Newer</li> <li>• BFT90 2014 &amp; Newer</li> </ul> <p>Thru Hub Exhaust, 15 tooth spline</p>				U90, 4U90 propeller	

**HONDA®**

Class	Outboard Engine	Description	OEM Part No.	Blds	Remarks
A	 <p>[8 - 20 hp] 2-1/2" Gearcase</p> <ul style="list-style-type: none"> <li>• BF 8 2000 &amp; Newer</li> <li>• BF 9.9 1988 &amp; Newer</li> <li>• BF 15 1991 &amp; Newer</li> <li>• BF 20 2003 &amp; Newer</li> </ul> <p>Thru hub exhaust, 8 tooth spline</p>	Y15 9 1/4 X 8	58130-ZV4-008AH	3	Rubber Bushing
		Y15 9 1/4 X 9	58130-ZV4-009AH	3	
		Y15 9 1/4 X 9 3/4		3	
		Y15 9 1/4 X 10 1/2	58130-ZV4-010AH	3	
		Y15 9 1/4 X 11		3	
		Y15 9 1/4 X 12		3	
B	 <p>[25 - 30 hp] 3" Gearcase</p> <ul style="list-style-type: none"> <li>• BF 25 1994 &amp; Newer</li> <li>• BF 30 1995 &amp; Newer</li> </ul> <p>Thru hub exhaust, 10 tooth spline</p>	H30 9 7/8 X 9	58130-ZV7-009AH	3	Rubber Bushing
		H30 9 7/8 X 10	58130-ZV7-010AH	3	
		H30 9 7/8 X 11	58130-ZV7-011AH	3	
		H30 9 7/8 X 12	58130-ZV7-012AH	3	
		H30 9 7/8 X 13	58130-ZV7-013AH	3	
		H30 9 7/8 X 14 1/4		3	
C	   <p>[35 - 60 hp] 3-1/4" Gearcase</p> <ul style="list-style-type: none"> <li>• BF 35 1991-1994</li> <li>• BF 40 1995 &amp; Newer</li> <li>• BF 45 1991-1994</li> <li>• BF 50 / 50A 1995 &amp; Newer</li> <li>• BF 60 / 60A 2010 &amp; Newer</li> </ul> <p>Thru hub exhaust, 13 tooth spline</p>	Y40 12 1/4 X 9	58130-ZV5-009AH	3	Rubber Bushing
		Y40 11 3/4 X 10		3	
		Y40 11 5/8 X 11	58130-ZV5-011AH	3	
		Y40 10 5/8 X 12		3	
		Y40 11 3/8 X 12	58130-ZV5-012AH	3	
		Y40 10 3/8 X 13		3	
		Y40 11 1/8 X 13	58130-ZV5-013AH	3	
		Y40 10 1/4 X 14		3	
		Y40 11 1/4 X 14	58130-ZV5-014AH	3	
		Y40 11 X 15	58130-ZV5-015AH	3	
		U40 12 1/4 X 9		3	Hub Kit (BH-HC)
		U40 11 3/4 X 10		3	
		U40 11 5/8 X 11		3	
		U40 11 3/8 X 12		3	
		U40 11 1/8 X 13		3	
		U40 11 1/4 X 14		3	
		4U40 10 5/8 X 12	48-8M8026625	4	
		4U40 10 3/8 X 13	48-8M8026630	4	
4U40 10 1/8 X 14	48-8M8026635	4			
4U40 10 1/8 X 15	48-8M8026640	4			



**HONDA®**

Class	Outboard Engine	Description	OEM Part No.	Blds	Remarks
D	 <p>[60 - 130 hp] 4-1/4" Gearcase</p> <ul style="list-style-type: none"> <li>• BFP 60 2010 &amp; Newer</li> <li>• BF 75 1995 &amp; Newer</li> <li>• BF 90 1995 &amp; Newer</li> <li>• BF 100 2016 &amp; Newer</li> <li>• BF 115 1998-2010</li> <li>• BF 130 1998-2004</li> </ul> <p>Thru hub exhaust, 15 tooth spline</p> <p>*Note                      -For BF75, BF90hp 1995-1998 use Mercury Hub Kit (BH-MD).                      -For BF75, BF90hp 1999 &amp; Newer, BFP60, BF115, BF130 1998 &amp; Newer use Honda hub kit (BH-HD).</p>	U90 14 X 10	48-854342A45	3	Hub Kit (BH-HD)
		U90 14 X 11	48-77338A45	3	
		U90 14 X 13	48-77340A45	3	
		U90 13 3/4 X 15	48-77342A45	3	
		U90 13 1/4 X 17	48-77344A45	3	
		U90 13 X 19	48-77346A45	3	
		U90 12 3/4 X 21	48-77348A45	3	
		4U90 13 7/8 X 11	48-8M8026560	4	
		4U90 13 7/8 X 13	48-8M8026570	4	
		4U90 13 3/8 X 15	48-8M8026580	4	
		4U90 13 X 17	48-8M8026590	4	
		4U90 12 1/2 X 19	48-8M8026600	4	
E	 <p>[115 - 250 hp] 4-3/4" Gearcase</p> <ul style="list-style-type: none"> <li>• BF115 2011 &amp; Newer</li> <li>• BF135 2004 &amp; Newer</li> <li>• BF150 2004 &amp; Newer</li> <li>• BF200 2002 &amp; Newer</li> <li>• BF225 2002 &amp; Newer</li> <li>• BF250 2012 &amp; Newer</li> </ul> <p>Thru hub exhaust, 15 tooth spline</p> <p>** 'LH' means left-hand propeller.</p>	U150 16 X 13	48-78114A45	3	Hub Kit (BH-HE)
		U150 15 1/4 X 15	48-78116A45	3	
		U150 16 X 16	48-16440A45	3	
		U150 15 X 17	48-832828A45	3	
		U150 14 1/2 X 19	48-832830A45	3	
		U150 14 1/2 X 19, LH		3	
		U150 16 X 20		3	
		U150 16 X 20, LH		3	
		U150 14 1/4 X 21	48-832832A45	3	
		U150 16 X 21 1/2		3	
		U150 16 X 21 1/2, LH		3	
		U150 14 X 23	48-832834A45	3	
		4U150 15 X 16	48-834850A45	4	
		4U150 14 X 17	48-8M0084494	4	
		4U150 14 1/2 X 18	48-834852A45	4	
		4U150 14 X 19	48-8M0084495	4	
		4U150 14 X 20	48-834854A45	4	
		4U150 14 X 21	48-8M0084496	4	



**BS.PRO**

Built Strong, Powered Ready,  
Outperforming.






**EVINRUDE® | JOHNSON® | O.M.C.®**

Class	Outboard Engine		Description	OEM Part No.	Blds	Remarks
A		<p>[8 - 15 hp] 2-1/2" Gearcase</p> <ul style="list-style-type: none"> <li>• 8 hp (4 stroke) 1996-2005</li> <li>• 9.9 &amp; 15hp (2 stroke) 1974-2005</li> <li>• 9.9 &amp; 15hp (4 Stroke) 1995-2001</li> </ul> <p>Thru hub exhaust, 13 tooth spline</p>	J15 9 1/2 X 10	778772	3	Rubber Bushing
			J25 10 X 13	778863	3	Rubber Bushing
B		<p>[15 - 35 hp] 3" Gearcase</p> <ul style="list-style-type: none"> <li>• 15hp E-TEC H.O 2011 &amp; Newer</li> <li>• 20hp (2 cylinder) 1984-1997</li> <li>• 25hp (2&amp;3 cylinder) 1984 &amp; Newer</li> <li>• 25, 30hp (E-TEC) 2009 &amp; Newer</li> <li>• 30hp (2 cylinder) 1984 &amp; Newer</li> <li>• 35hp (2 cylinder) 1979-1983</li> <li>• 35hp (3 cylinder) 1997-2001</li> </ul> <p>Thru hub exhaust, 14 tooth spline</p>	J25 10 X 13	778863	3	Rubber Bushing
			J25 10 X 15	763486	3	Rubber Bushing
C		<p>[40 - 50 hp] 3-1/4" Gearcase</p> <ul style="list-style-type: none"> <li>• 40hp (4 stroke) 1999-2005</li> <li>• 50hp (4 stroke) 1999-2005</li> </ul> <p>Thru hub exhaust, 13 tooth spline</p>	S40 11 1/2 X 11		3	Rubber Bushing
			S40 11 1/2 X 12		3	
			S40 11 1/2 X 13		3	
			S40 11 1/2 X 14		3	
			S40 11 1/4 X 15		3	
			S40 11 1/8 X 16		3	
			S40 11 X 17		3	Hub Kit (BH-SJC)
			U40 12 1/4 X 9		3	
			U40 11 3/4 X 10		3	
			U40 11 5/8 X 11		3	
			U40 11 3/8 X 12		3	
			U40 11 1/8 X 13		3	
			U40 11 1/4 X 14		3	
			4U40 10 5/8 X 12	48-8M8026625	4	
			4U40 10 3/8 X 13	48-8M8026630	4	
	4U40 10 1/8 X 14	48-8M8026635	4			
	4U40 10 1/8 X 15	48-8M8026640	4			
		[40 - 75 hp] 3-3/8" Gearcase			Hub Kit (BH-JC48)	
		<ul style="list-style-type: none"> <li>• 40hp (2 cylinder) 1984-2005</li> <li>• 48hp 1987-1996</li> <li>• 50hp (2 cylinder) 1975-2005</li> <li>• 55hp 1976-1979</li> <li>• 65hp (2 cylinder) 1980-1985</li> <li>• 75hp (3 cylinder) 1975-1985</li> <li>• Sprint / Formula E 1986-1992</li> </ul> <p>Thru hub exhaust, 13 tooth spline</p>	J48 12 1/2 X 13	763461		3
J48 12 1/4 X 15		778774	3			
U48 12 1/2 X 13			3			
		U48 12 1/4 X 15		3		



Evinrude®, Johnson®, TBX®, Cobra®, OMC® are registered trademarks of BRP US, Inc.



**EVINRUDE® | JOHNSON® | O.M.C.®**

Class	Outboard Engine	Description	OEM Part No.	Blds	Remarks	
D	 <p><b>[45 - 140 hp] 4-1/4" Gearcase</b></p> <p>2 Stroke Outboard Engines:</p> <ul style="list-style-type: none"> <li>• 40hp (E-Tec) 2004 &amp; Newer</li> <li>• 45hp (2cyl commercial) 1986 &amp; Newer</li> <li>• 50hp (E-Tec) 2004 &amp; Newer</li> <li>• 50hp (2cyl commercial) 1977-1979</li> <li>• 50hp (2cyl) 1971-1974</li> <li>• 50hp (3cyl) 1994 &amp; Newer</li> <li>• 55hp (2cyl commercial) 1980 &amp; Newer</li> <li>• 55hp (3cyl) 1968-1969</li> <li>• 60hp (3cyl) 1970-71, 1986 &amp; Newer</li> <li>• 60hp (E-Tec) 2004 &amp; Newer</li> <li>• 65hp (3cyl commercial) 1984 &amp; Newer</li> <li>• 65hp (3cyl) 1972-1973</li> <li>• 70hp (3cyl) 1974 &amp; Newer</li> <li>• 75hp (3cyl) 1975-1984</li> <li>• 75hp (E-Tec) 2004 &amp; Newer</li> </ul> <p>4 Stroke Outboard Engines:</p> <ul style="list-style-type: none"> <li>• 60hp 1998 &amp; Newer</li> <li>• 70hp 1998 &amp; Newer</li> <li>• 90hp 2003 &amp; Newer</li> <li>• 115hp 2003 &amp; Newer</li> <li>• 140hp 2003 &amp; Newer</li> </ul> <p>Stern drives:</p> <p>Model 400</p> <ul style="list-style-type: none"> <li>• 2.3 L (120hp) thru 1991</li> <li>• 2.5 L (120hp) 1978-1984</li> <li>• 3.0 L (140hp) Thru 1989 Cobra</li> <li>• 2.3 L (128hp) 1988-1991</li> <li>• 2.5 L (120hp) 1985-1987</li> <li>• 3.0 L (140hp) 1985-1987</li> </ul> <p><b>Thru hub exhaust, 13 tooth spline</b></p>	<ul style="list-style-type: none"> <li>• 85hp 1969-1980, 1991-1995</li> <li>• 88hp 1981-1996</li> <li>• 90hp 1981 &amp; Newer</li> <li>• 90hp (E-Tec) 2004 &amp; Newer</li> <li>• 100hp 1979-1980, 1988-1993</li> <li>• 110hp 1986-1989</li> <li>• 112hp 1994-1996</li> <li>• 115hp 1973 &amp; Newer</li> <li>• 115hp (E-Tec) 2004 &amp; Newer</li> <li>• 120hp 1986-1994</li> <li>• 125hp 1971-1972</li> <li>• 130hp (E-Tec) 2004 &amp; Newer</li> <li>• 135hp 1973-1976</li> <li>• 140hp 1977-1994</li> </ul>	J70 14 X 13	391668	3	Rubber Bushing
		J70 13 3/4 X 15	391198	3		
		J70 13 1/4 X 17	763463	3		
		J70 14 X 17	176214	3		
		J70 13 1/4 X 19	763464	3		
		J70 13 1/4 X 19	763464	3		
	 <p><b>[90, 115 &amp; 140 hp] 4-1/4" Gearcase</b></p> <ul style="list-style-type: none"> <li>• 90, 115, 140hp (4 stroke) 2002-2007</li> </ul> <p><b>Thru hub exhaust, 15 tooth spline</b></p>	S90 14 X 15		3	Rubber Bushing	
		S90 14 X 16		3		
		S90 14 X 17		3		
		S90 14 X 19		3		
		S90 14 X 21		3		
E	   <p><b>[90 - 300 hp] 4-3/4" Gearcase</b></p> <p>2 Stroke Outboard Engines:</p> <ul style="list-style-type: none"> <li>• 90hp 1995 &amp; Newer</li> <li>• 90hp (E-Tec extra long) 2004 &amp; Newer</li> <li>• 100hp (commercial) 1984 &amp; Newer</li> <li>• 115hp 1995 &amp; Newer</li> <li>• 120-140hp 1985</li> <li>• 130hp 1995 &amp; Newer</li> <li>• 140hp (25") 1989-1994</li> <li>• 150hp (commercial) 1993 &amp; Newer</li> <li>• 150hp 1978 &amp; Newer</li> <li>• 155hp (commercial) 1978 &amp; Newer</li> </ul> <p>Stern drives: Model 800, Cobra &amp; King Cobra :</p> <ul style="list-style-type: none"> <li>• 3.0 L - 8.2 L (non SX drives) 1990-1993</li> <li>• Cobra 5.8 L 1990-1993</li> <li>• SeaDrive 2.0-4.0L All Years</li> </ul> <p><b>Thru hub exhaust, 15 tooth spline</b></p> <p>* For the models prior to year 1990, the thrust washer for Mercury D is required. (BH-JE with Mercury thrust washer)</p> <p>* 200~225hp (4 Stroke) : Suzuki E propeller recommended</p>	<ul style="list-style-type: none"> <li>• 175hp 1977 &amp; Newer</li> <li>• 185hp 1984-1985</li> <li>• 200hp 1976 &amp; Newer</li> <li>• 225hp 1986 &amp; Newer</li> <li>• 235hp 1978-1985</li> <li>• 250hp 1991 &amp; Newer</li> <li>• 275hp 1986-1988</li> <li>• 300hp 1986-1995</li> <li>• 2.6 L 1984-1985</li> <li>• 3.6 L 1986-1987</li> </ul>	J150 15 1/2 X 13	763453	3	Rubber Bushing
		J150 15 1/2 X 15	391535	3		
		J150 15 X 17	391200	3		
		U150 15 1/4 X 15	48-78116A45	3	Hub Kit (BH-JE)	
		U150 15 X 17	48-832828A45	3		
		U150 14 1/2 X 19	48-832830A45	3		
		U150 14 1/2 X 19, LH		3		
		U150 14 1/4 X 21	48-832832A45	3		
		U150 14 X 23	48-832834A45	3		
		4U150 15 X 16	48-834850A45	4		
		4U150 14 X 17	48-8M0084494	4		
		4U150 14 1/2 X 18	48-834852A45	4		
		4U150 14 X 19	48-8M0084495	4		
		4U150 14 X 20	48-834854A45	4		
		4U150 14 X 21	48-8M0084496	4		

**PARSUN® | SELVA®**

Class	Outboard Engine		Description	Blds	Remarks		
5		<p>[2.5 – 5 hp]</p> <p>PARSUN</p> <ul style="list-style-type: none"> <li>• F2.6 / F4 / F5</li> <li>• T2.5 / T3.6</li> </ul> <p>Non-thru hub exhaust, 9 tooth spline</p>	Y5 7 1/2 X 7	3	Rubber Bushing		
			Y5 7 1/2 X 8	3			
		<p>[4 - 9.8 hp]</p> <p>PARSUN</p> <ul style="list-style-type: none"> <li>• T4 / T5 / T5.8</li> <li>• T6 / T8 / T9.8</li> </ul> <p>Thru hub exhaust, 12 tooth spline</p>	M5 7 7/8 X 8	3			
8		<p>[6 - 8 hp]</p> <p>PARSUN</p> <ul style="list-style-type: none"> <li>• F6 / F8 / F9.8 (4 stroke) All years</li> </ul> <p>Thru hub exhaust, 7 tooth spline</p>	SELVA	3	Rubber Bushing		
			<ul style="list-style-type: none"> <li>• 8hp (Ray)</li> <li>• 9.9hp (Pike) 2014 &amp; Newer</li> </ul>			Y8 8 1/2 X 9 1/4	3
A		<p>[9.9 - 15 hp] 2-1/2" Gearcase</p> <p>PARSUN</p> <ul style="list-style-type: none"> <li>• F9.9 / F15 (4 stroke) All years</li> <li>• T9.9 / T15</li> </ul> <p>Thru hub exhaust, 8 tooth spline</p>	SELVA	3	Rubber Bushing		
			<ul style="list-style-type: none"> <li>• 9.9XS (Wahoo)</li> <li>• 15hp (Wahoo) 2014 &amp; Newer</li> </ul>			Y15 9 1/4 X 8	3
						Y15 9 1/4 X 9	3
						Y15 9 1/4 X 9 3/4	3
						Y15 9 1/4 X 10 1/2	3
B		<p>[20 - 30 hp] 3" Gearcase</p> <p>PARSUN</p> <ul style="list-style-type: none"> <li>• F20 / F25 (4 stroke) All years</li> <li>• T20 / T25 / T30 All years</li> </ul> <p>Thru hub exhaust, 10 tooth spline</p>	SELVA	3	Rubber Bushing		
			<ul style="list-style-type: none"> <li>• 25hp (Kingfish) 2014 &amp; Newer</li> </ul>			Y30 9 7/8 X 9	3
						Y30 9 7/8 X 10 1/2	3
						Y30 9 7/8 X 11 1/4	3
						Y30 9 7/8 X 12	3
C	  	<p>[15 - 60 hp] 3-1/2" Gearcase</p> <p>PARSUN</p> <ul style="list-style-type: none"> <li>• T35 / T40 All years</li> </ul> <p>Thru hub exhaust, 13 tooth spline</p>	SELVA	3	Rubber Bushing		
			<ul style="list-style-type: none"> <li>• 15XS EFI (Aruana)</li> <li>• 20XS (Dorado)</li> <li>• 25XS (Dorado)</li> <li>• 30XS (Dorado)</li> <li>• 40EFI (Aruana)</li> <li>• 50XSR (Dorado)</li> <li>• 60EFI (Dorado)</li> <li>• 60XSR EFI (Dorado) 2014 &amp; Newer</li> </ul>			Y40 12 1/4 X 9	3
						Y40 11 3/4 X 10	3
						Y40 11 5/8 X 11	3
						Y40 10 5/8 X 12	3
						Y40 11 3/8 X 12	3
						Y40 10 3/8 X 13	3
						Y40 11 1/8 X 13	3
						Y40 10 1/4 X 14	3
						Y40 11 1/4 X 14	3
						Y40 11 X 15	3
						U40 12 1/4 X 9	3
						U40 11 3/4 X 10	3
						U40 11 5/8 X 11	3
						U40 11 3/8 X 12	3
	U40 11 1/8 X 13	3					
	U40 11 1/4 X 14	3					
	4U40 10 5/8 X 12	4					
	4U40 10 3/8 X 13	4					
	4U40 10 1/8 X 14	4					
	4U40 10 1/8 X 15	4					

Parsun® is a registered trademark of Parsun Power Machine (Suzhou) Co., Ltd.



**PARSUN® | SELVA®**

Class	Outboard Engine	Description	Blds	Remarks
D	   <p>[30 – 115 hp] 4-1/4" Gearcase</p> <p>PARSUN</p> <ul style="list-style-type: none"> <li>• T60 / T75 All years</li> <li>• T85 / T90 All years</li> </ul> <p>SELVA</p> <ul style="list-style-type: none"> <li>• 30XS (Marlin)</li> <li>• 40XS (Marlin, Tarpon)</li> <li>• 50XS (Marlin, Murena)</li> <li>• 70XSR EFI(Murena)</li> <li>• 80XS (Marlin)</li> <li>• 100XS (Marlin)</li> <li>• 115 EFI (Tarpon) 2014 &amp; Newer</li> </ul> <p>Thru hub exhaust, 15 tooth spline</p> <p>** Use BH-YE on 115hp. For all other hp use BH-YD.</p>	Y90 13 5/8 X 13	3	Rubber Bushing
		Y90 13 5/8 X 14	3	
		Y90 13 1/2 X 15	3	
		Y90 13 1/4 X 17	3	
		Y90 13 X 19	3	
		Y90 12 5/8 X 21	3	
		U90 14 X 10	3	Hub Kit (BH-YD) or (BH-YE)
		U90 14 X 11	3	
		U90 14 X 13	3	
		U90 13 3/4 X 15	3	
		U90 13 1/4 X 17	3	
		U90 13 X 19	3	
		4U90 13 7/8 X 11	4	
		4U90 13 7/8 X 13	4	
		4U90 13 3/8 X 15	4	
		4U90 13 X 17	4	
		4U90 12 1/2 X 19	4	
		E	   <p>[150 – 250 hp] 4-3/4" Gearcase</p> <p>SELVA</p> <ul style="list-style-type: none"> <li>• 150XSR (Killer Whale)</li> <li>• 150EFI (Killer Whale)</li> <li>• 200EFI (Grey Whale)</li> <li>• 225EFI (Fin Whale)</li> <li>• 250EFI (Blue Whale) 2014 &amp; Newer</li> </ul> <p>Thru hub exhaust, 15 tooth spline</p> <p>** 'LH' means left-hand propeller.</p>	
Y150 14 1/2 X 17	3			
Y150 14 X 19	3			
Y150 13 3/4 X 21	3			
Y150 13 1/2 X 23	3			
U150 16 X 13	3			
U150 15 1/4 X 15	3			Hub Kit (BH-YE)
U150 16 X 16	3			
U150 15 X 17	3			
U150 14 1/2 X 19	3			
U150 14 1/2 X 19, LH	3			
U150 16 X 20	3			
U150 16 X 20, LH	3			
U150 14 1/4 X 21	3			
U150 16 X 21 1/2	3			
U150 16 X 21 1/2, LH	3			
U150 14 X 23	3			
4U150 15 X 16	4			
4U150 14 X 17	4			
4U150 14 1/2 X 18	4			
4U150 14 X 19	4			
4U150 14 X 20	4			
4U150 14 X 21	4			

Selva® is a registered trademark of Selva Marine.


**BS.PRO**

## MERCUISER®

Class	Stern-Drive	Description	OEM Part No.	Blds	Remarks
E	 <ul style="list-style-type: none"> <li>• 4-3/4" Gearcase</li> <li>• Fits Mercruiser Sterndrives Alpha One Sterndrives Bravo One Sterndrives</li> <li>Thru hub exhaust, 15 tooth spline</li> </ul>	U150 16 X 13	48-78114A45	3	Hub Kit (BH-MD)
		U150 15 1/4 X 15	48-78116A45	3	
		U150 16 X 16	48-16440A45	3	
		U150 15 X 17	48-832828A45	3	
		U150 14 1/2 X 19	48-832830A45	3	
		U150 14 1/2 X 19, LH		3	
		U150 16 X 20		3	
		U150 16 X 20, LH		3	
		U150 14 1/4 X 21	48-832832A45	3	
		U150 16 X 21 1/2		3	
		U150 16 X 21 1/2, LH		3	
		U150 14 X 23	48-832834A45	3	
		4U150 15 X 16	48-834850A45	4	
		4U150 14 X 17	8M0055534	4	
		4U150 14 1/2 X 18	48-834852A45	4	
		4U150 14 X 19	8M0055535	4	
		4U150 14 X 20	48-834854A45	4	
4U150 14 X 21	8M0055536	4			
F	 <ul style="list-style-type: none"> <li>• Fits Bravo Two Sterndrives</li> <li>Thru hub exhaust, 19 tooth spline</li> </ul>	M300 18 3/4 X 17 LH	48-18613A40	3	Rubber Bushing
		M300 18 3/4 X 17 RH	48-18612A40	3	
		M300 18 1/4 X 19 LH	48-18615A40	3	
		M300 18 1/4 X 19 RH	48-18614A40	3	
		M300 17 3/4 X 21 LH	48-18617A40	3	
		M300 17 3/4 X 21 RH	48-18616A40	3	
		M300 17 1/2 X 23 LH	48-18619A40	3	
		M300 17 1/2 X 23 RH	48-18618A40	3	

MerCruiser®, and Alpha One™ are registered trademarks of Brunswick Corporation.

## OXE Diesel®

Class	Outboard Engine	Description	Blds	Remarks
E	 <ul style="list-style-type: none"> <li>•125, 150, 175, 200 hp</li> <li>Thru hub exhaust, 15 tooth spline</li> </ul>	Use Mercury E class propellers. See 13 page.	3	Hub Kit (BH-MD)

OXE Diesel® is a registered trademark of OXE Marine AB.



## OUTBOARD PROPELLERS FAQ

### 3-blade or 4-blade propeller

- **3-blade propeller** : We recommend these propellers for recreational boats with 3, 4, and 6 cylinder outboards and I/O engines. These propellers provide good "hole shot" and top-speed performance.
- **4-blade propeller** : We recommend these propellers for bass boats and boats with high performance hulls running high horsepower outboard engines. They provide better "hole shot" performance with less steering torque and less vibration at high speeds as compared with 3-blade propellers.

### HELIXPRO

This is the new name for the U Series propeller, which uses an interchangeable hub kit. BS.PRO uses two types of bushings. ( Rubber bushings and Hub kits )

### An aluminum or stainless steel propeller

Aluminum propellers are inexpensive, easy to repair as compared with stainless steel propellers. Stainless Steel is more expensive, but much stronger and durable than aluminum propellers.

### Check my motor's operating RPM range

Please operate your motor within the recommended RPM range. You can only check with a tachometer. There are various kinds commercially available.

### Purpose of the rubber cushion hub in an outboard propeller

It is not intended to prevent blade damage as is sometimes assumed. This device protects lower unit parts by cushioning the shock of propeller impact. Its prime purpose, however, is to prevent excessive breakage of shear or drive pins that otherwise would occur due to the jolt or shock that is experienced in the process of shifting gears.

### Thru-hub exhaust, over-hub exhaust, non thru-hub exhaust

- **Thru-hub exhaust**

Over/Thru-hub exhaust propellers are a combination of thru-hub and over-hub exhaust propellers.

This allows some exhaust to escape at lower RPMs, providing a controlled amount of exhaust flooding.

These types of propellers will allow the propeller to be slightly easier to turn during initial acceleration, allowing for a better hole shot on some engine/boat combinations.



















- **Over-hub exhaust**

Over-hub exhaust propellers have the blades attached directly to the smaller tube that fits over the propeller shaft, eliminating the larger exhaust tube. These types of propellers are often used for attaining maximum top speeds. (On some boats, the hole shot can suffer due to extreme exhaust flooding that occurs around the propeller blades during acceleration.)

- **Non thru-hub exhaust**

Non thru-hub exhaust propellers are used for inboards using shaft driven propellers, sterndrives using through hull exhaust, and on some outboards that don't route the exhaust through the lower torpedo.

## BAEKSAN HUB KIT LIST

Class	Hub Kit	Description		Class	Hub Kit	Description	
C	BH-YC / YAMAHA		Forward Thrust Washer Aft Drive Adapter 1EA - Washer 1 Plastic Drive Sleeve ★ Nut ★ Cotter pin	D	BH-YD / YAMAHA		Forward Thrust Washer Plastic Drive Sleeve Aft Drive Adapter Spacer ★ Castle Nut ★ Cotter pin
	BH-MC / MERCURY		Forward Thrust Washer Aft Drive Adapter Plastic Drive Sleeve Tab washer ★ Nut		BH-MD / MERCURY		Forward Thrust Washer Plastic Drive Sleeve Aft Drive Adapter Tab washer ★ Nut
	BH-SJC / SUZUKI EVINRUDE (JOHNSON)		Forward Thrust Washer Aft Drive Adapter 2EA - Washer 2 Plastic Drive Sleeve ★ Nut ★ Cotter pin		BH-HD / HONDA		Forward Thrust Washer Plastic Drive Sleeve Aft Drive Adapter ★ Castle Nut ★ Aft washer ★ Washer ★ Cotter pin
	BH-TC / TOHATSU		Forward Thrust Washer Aft Drive Adapter 2EA - Washer 1 Plastic Drive Sleeve ★ Nut ★ Cotter pin		BH-TD / TOHATSU		Forward Thrust Washer Plastic Drive Sleeve Aft Drive Adapter ★ Castle Nut ★ Washer ★ Cotter pin
	BH-HC / HONDA		Forward Thrust Washer Aft Drive Adapter Plastic Drive Sleeve ★ Nut ★ Cotter pin		BH-SD1 / SUZUKI		Forward Thrust Washer Plastic Drive Sleeve Aft Drive Adapter Washer ★ Castle Nut ★ Cotter pin
	BH-JC48 / JOHNSON		Forward Thrust Washer Aft Drive Adapter Plastic Drive Sleeve ★ Nut ★ Cotter pin		BH-SD2 / SUZUKI		Forward Thrust Washer Plastic Drive Sleeve Aft Drive Adapter Washer ★ Castle Nut ★ Cotter pin
	BH-TC48 / TOHATSU		Forward Thrust Washer Aft Drive Adapter Plastic Drive Sleeve ★ Nut ★ Cotter pin		BH-SD3 / SUZUKI		Forward Thrust Washer Plastic Drive Sleeve Aft Drive Adapter Washer ★ Castle Nut ★ Cotter pin
	SX	BH-SX / SX Drive			Forward Thrust Washer Plastic Drive Sleeve Aft Drive Adapter Aft washer ★ Castle Nut ★ Cotter pin	E	BH-YE / YAMAHA
				BH-HE / HONDA			Forward Thrust Washer Plastic Drive Sleeve Aft Drive Adapter ★ Castle Nut ★ Washer ★ Cotter pin
				BH-JE / EVINRUDE (JOHNSON)			Forward Thrust Washer Plastic Drive Sleeve Aft Drive Adapter Aft washer ★ Castle Nut ★ Cotter pin
					BH-SE / SUZUKI		Forward Thrust Washer Plastic Drive Sleeve Aft Drive Adapter Aft washer ★ Castle Nut ★ Washer ★ Cotter pin

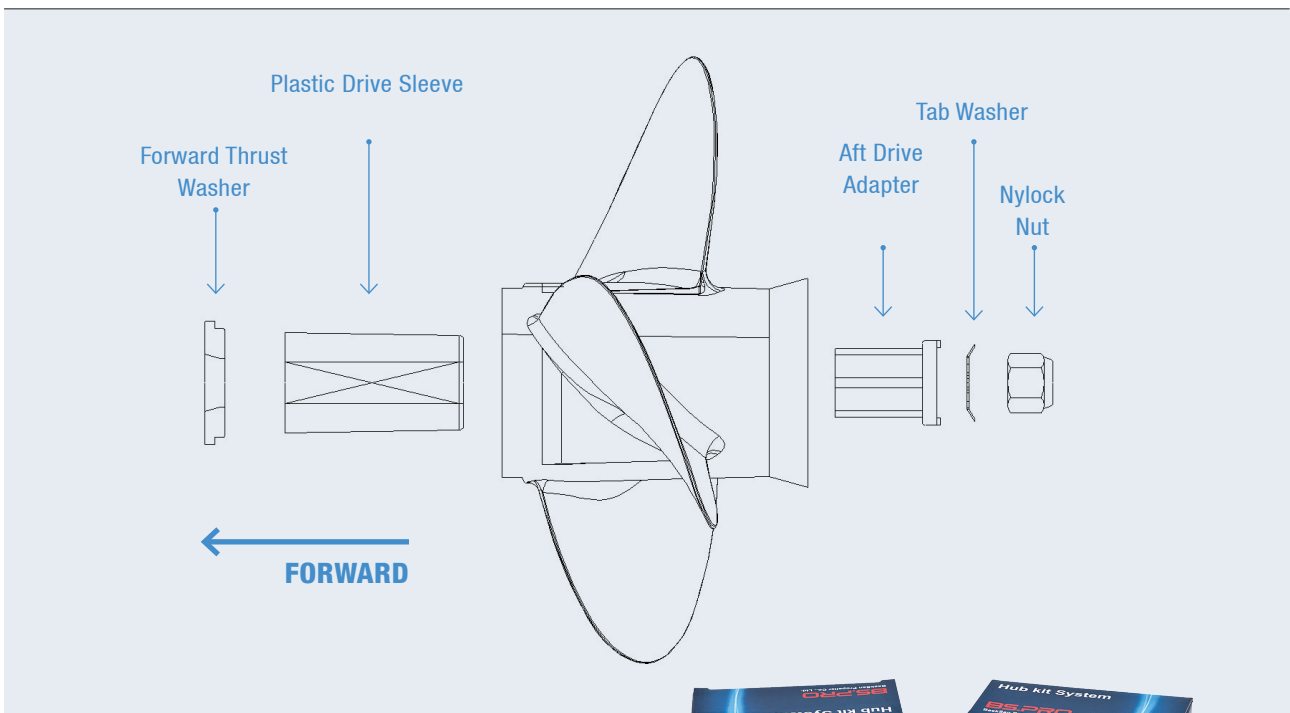
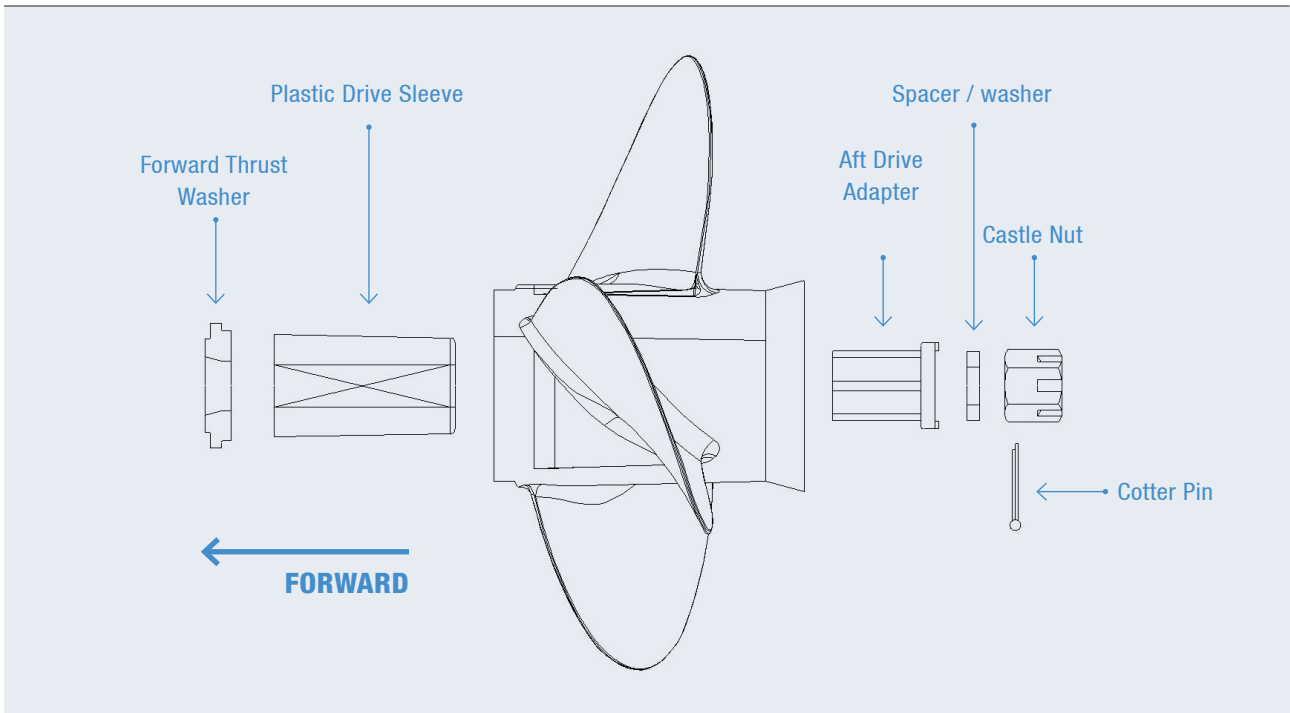
★ not included. Please use O.E.M. parts.

★ Nuts and cotter pins can be purchased separately.(dotted line)

\*\* We also make accessories for rubber bushing propeller.



# HOW TO ASSEMBLE HUB KIT WITH PROPELLER



- Image is for reference only.
- Actual components vary depending on application.
- Please refer owner's manual as necessary.
- Please check propeller for tightness before boating.



Vol. BS2025-E

*Best Aluminium Propeller  
for Your Boat!*



**BS.PRO**  
BaekSan Propeller Co., Ltd.

227, Gamjeoncheon-ro, Sasang-gu, Busan, Republic of Korea

**TEL\_** +82-51-311-4167 **FAX\_** +82-51-313-4983 **Web\_** [www.bspp.co.kr](http://www.bspp.co.kr)